

vanlei万磊®

微 水 泥 專 門 研 究 社



岩臻微水泥

MICROROCK

高性能湿区专用微水泥

SGS




岩臻微水泥 by Vanlei paint co.,LTD

MICROROCK

万磊 | 微水泥专门研究社

产品包装系列 Product Collection



01 / 微底漆 Primer

微底漆是万磊岩臻微水泥系统中的高品质丙烯酸组分，同时也用于微水泥基础层的封闭。该产品的保质期为12个月，产品储存在密封容器中，温度在10至30摄氏度之间，远离热源和阳光直射。


Micro primer is a high-quality acrylic component in the Vanlei Microrock system, which is also used for sealing the micro cement foundation layer. The shelf life of this product is 12 months. It is stored in a sealed container at a temperature between 10 and 30 degrees Celsius, away from heat sources and direct sunlight.

混合方式：直接使用，不须加水
Mixing method: direct use, no need to add water

耗材量：4 - 6m²/kg
Consumption: 4 - 6m²/kg

包装方式：5L/桶
Packing: 5L/drum

凝固时间：4小时*（室温约25°C，湿度平均在70%以下）
Setting time: 4 hours* (room temperature approx. 25°C, humidity below 70% on average)



02 / 岩臻微水泥和固化剂 MicroRock and Hardener

岩臻微水泥效果涂层是一种双组分的装饰微水泥，依靠不锈钢批刀进行多层施工，实现各种纹理（粗、中、细）效果。可以用于厨房、浴室等潮湿区域的墙地，不可用于户外，产品一旦混合，可使用时间不得超过2小时。


MicroRock Effect Coating is a two-component decorative microcement that relies on a stainless steel batch knife to work in multiple layers to achieve a variety of textures (coarse, medium and fine). Medium. Fine). It can be used on walls and floors in wet areas such as kitchens and bathrooms, but not outdoors. Once mixed, the product can be used for no more than 2 hours.

混合方式：与固化剂混合使用，比例10: 1
Mixing method: mixed with curing agent, ratio 10:1

耗材量：粗砂: 0.7m²/kg (1层); 中砂: 1.5-2m²/kg (1层); 细砂: 1.8-2.5 m²/kg (1层)
Consumption: Coarse sand: 0.7m²/kg (1 layer); Medium sand: 1.5-2m²/kg (1 layer); Fine sand: 1.8-2.5 m²/kg (1 layer)

包装方式：10kg/桶+1kg/桶
Packing: 10kg/drum + 1kg/drum

凝固时间：2小时*（室温约25°C，湿度平均在70%以下）
Setting time: 2 hours* (room temperature approx. 25°C, humidity below 70% on average)



03 / 面漆和固化剂 Topcoat and Hardener

双组分高性能水性聚氨酯罩面，具有高耐磨性、耐腐蚀性和耐酸性。能绝佳的保护高频通行区域的岩臻微水泥。

Two-component, high-performance waterborne polyurethane cover with high resistance to abrasion, corrosion, acids and alkalis. Excellent protection for MicroRock in high-frequency traffic areas.

混合方式：与固化剂混合使用，使用比例4: 1
Mixing method: mix with curing agent, use ratio 4:1

耗材量：4 - 5m²/kg
Consumption: 4 - 5m²/kg

包装方式：4kg/桶+1kg/桶
Packing: 4kg/drum + 1kg/drum

凝固时间：4小时*（室温约25°C，湿度平均在70%以下）
Setting time: 4 hours* (room temperature approx. 25°C, humidity below 70% on average)

高性能湿区专用微水泥

万磊微水泥，墙地一体代表作。

MICRO ROCK



万磊 - 岩臻微水泥 | 超高硬度, 性能之王

vanlei 万磊®




强度非常高
能够满足密集的人流量通行需要




防水耐磨
可在游泳池或长期接触湿区的的地方施工



黏度非常高
可以牢固吸附在任何表面, 避免空鼓及脱落




WYZ - 6210(100g) - 哑光罩面



WYZ - 6210(100g) - 亮光罩面

岩臻微水泥解决方案

VANLEI MICROCEMENT SOLUTIONS



浴室



家具



泳池



内墙



地面

色卡颜色与实际材料颜色有少许差异纯属正常, 请谅解。

Microrock | Ultra-high hardness, the king of performance



Very high strength

Capable of meeting the needs of dense pedestrian traffic




Waterproof and wear-resistant

Can be applied in swimming pools or where there is prolonged contact with wet areas




Very high viscosity


Firmly adheres to any surface, avoiding drumming and peeling.



WYC - 6202(100g) - 粗砂



WYZ - 6202(100g) - 中砂



WYX - 6202(100g) - 细砂

色卡颜色与实际材料颜色有少许差异纯属正常, 请谅解。

万磊 - 岩臻微水泥 | 超高硬度, 性能之王

vanlei 万磊®



适用性广

推荐追求机械性能与优质装饰效果的室内使用



涂层很薄

仅1-2mm厚度, 导热性能高和快




多种空间使用


对化学物质具有很好的耐受性




WYZ - 6197(100g)




WYZ - 6201(100g)




WYZ - 6205(100g X2)




WYZ - 6208(100g)




WYZ - 6198(100g)



WYZ - 6202(100g)




WYZ - 6206(100g)



WYZ - 6209(100g)




WYZ - 6199(100g)




WYZ - 6203(100g)



WYZ - 6207(100g)




WYZ - 6210(100g)




WYZ - 6200(100g X2)



WYZ - 6204(100g)



WYZ - 8113(500g)



WYZ - 6211(100g)

色卡颜色与实际材料颜色有少许差异纯属正常, 请谅解。

Microrock | Ultra-high hardness, the king of performance



Wide applicability

Recommended for indoor use where performance and quality results are important



Thin coating

Only 1-2mm thickness
high and fast thermal conductivity



Multiple space use

Very good tolerance to chemicals



WYZ - 6212(100g)



WYZ - 中砂基料




WYZ - 6218(100g X2)




WYZ - 6219(100g)




WYZ - 6213(100g)



WYZ - 6215(100g)



WYZ - 8115(500g)




WYZ - 6220(100g)




WYZ - 6214(100g)




WYZ - 6216(100g)




WYZ - 8116(500g)




WYZ - 6221(100g)




WYZ - 8114(500g)



WYZ - 6217(100g)



WYZ - 8117(500g X2)



WYZ - 6222(100g X2)

色卡颜色与实际材料颜色有少许差异纯属正常, 请谅解。

岩臻微水泥 MICROROCK

微水泥是一种可以在混凝土、普通自流平水泥、瓷砖、木地板上直接使用，不需要铲除原有旧地面装饰性材料，其配方适用于在室内地板和墙壁上作为低厚度的连续涂层。

岩臻微水泥是一种用于装饰面层的高性能微水泥，可以实现各种效果。其天然矿物质表面处理效果非常出色，但是在原则上不建议在户外施工。

Microcement is a decorative material that can be applied directly over concrete, ordinary self-leveling cement, ceramic tiles, and wooden floors without the need to trowel out the old original floor, and is formulated for use as a low-thickness, continuous coating on interior floors and walls. Microrock is a high-performance micro-cement for decorative finishes that can be used to achieve a variety of effects. Its natural mineral finish is excellent, but in principle it is not recommended for outdoor applications.

CN

主要成分

A组分:水、石英砂 B组分:固化剂

适用范围

- ①高性能微水泥，可用于室内地面和墙面的连续涂层，不适用于地暖系统
- ②不建议在室外使用，因为树脂会在阳光下变黄
- ③岩臻微水泥适用于砂浆层找平好的地面体系
- ④具有很好的耐磨性与防水性，可以在游泳池或长期接触湿区的施工

基层处理

- ①底层应平整、干净无油污、空鼓、无尘、并具有较好的强度
如有松软的混凝土材质应铲除干净，将灰尘、杂质等清理干净后方可施工涂刷底漆两道
- ②砖界面预处理：(按微水泥在瓷砖地面施工要求)处理好后，刷两遍对应的底漆进行预处理
- ③泥砖界面预处理：(按微水泥在水泥砖施工要求)处理好后，刷两遍对应的底漆进行预处理
- ④砂浆层预处理：砂浆碱性强，需要抗碱砂浆养护，养护后刷两遍微水泥封闭剂

施工步骤

- ①根据吸水性/非吸水性基底选用对应的配套底漆(听从专业人士建议)
- ②按比例混合主材料
正确顺序：在岩臻微水泥 - (B组份)倒入主材A组分，(白色主材:B组份=10:1kg)
用电动搅拌机搅拌均匀即可使用
特别说明：搅拌均匀后静置10分钟，再搅拌一分钟，可使材料中的悬浮物充分溶解
- ③批刮岩臻微水泥，第一遍干透后打磨(80目粗砂纸)
- ④批刮二道操作同上，干透后打磨(320目细砂纸进行打磨，取决于所需效果预期)
- ⑤使用万磊双组份聚氨酯罩面清漆(按4:1)进行表面保护
湿区使用时，建议使用万磊泳池专用系列罩面进行表面保护

⚠ 注意事项

必须注意：混合后应在2小时内使用完毕
养护标准：7天自然干燥后，可以投入使用

EN

Main components

Component A: water, quartz sand
Component B: curing agent

Scope of application

- ① High-performance microcement for continuous coating of indoor floors and walls. Not suitable for underfloor heating system
- ② It is not recommended for outdoor use because the resin will turn yellow in the sunlight.
- ③ Microrock is suitable for floor system with good leveling of mortar layer
- ④ It has good abrasion resistance and waterproofing, and can be used in swimming pools or places with long-term contact with wet areas.

priming

- ① The bottom layer should be flat, clean, free of oil, drums and dust, and have good strength. If there is loose concrete material should be shoveled clean, dust, impurities, etc. cleaned up before construction and painting primer two
- ② brick interface pretreatment: (according to the micro-cement in the tile floor construction requirements) dealt with, brush two times corresponding to the primer pretreatment
- ③ Mud brick interface pretreatment: (according to the micro-cement in the cement tile construction requirements) after treatment, brush two times corresponding to the primer pretreatment
- ④ Mortar layer pretreatment: mortar alkaline, need to anti-alkali mortar maintenance, maintenance, brush two times after the micro-cement sealing agent

construction step

- ① Choose the matching primer according to the absorbent/non-absorbent substrate (follow the advice of professionals).
- ② Mix the main materials according to the ratio.
Correct order: Pour the main material A component into the IWC (component B) (white main material: component B = 10:1kg).
Mix well with an electric mixer.
Special Note: After mixing evenly, let it stand for 10 minutes, and then mix for one minute, so that the suspended matters in the material can be fully dissolved.
- ③ Scrape the cement, after the first drying, polish it (80 grit sandpaper).
- ④ Scrape the second operation as above, sanding after drying (320 mesh fine sandpaper for sanding, depending on the desired effect is expected)
- ⑤ Use Wanlei two-component polyurethane varnish (4:1) for surface protection.
- ⑥ Use Wanlei Pool Series for surface protection when used in wet area.


⚠ NOTE

Must note: should be used within 2 hours after mixing
Maintenance standard: 7 days natural drying, can be put into use

外观状态	Appearance	液体，水性，不可燃				Liquid, aqueous, non-flammable	
颜色	Color	灰白色	Ash gray	pH值	pH	8-9	8-9
混合后密度/L	Density after mixing/L	1.7-1.8kg (±0.05)	1.7-1.8kg (±0.05)	施工温度	Construction temperature	10-30°C	10-30°C
施工厚度	Construction thickness	0.5-1mm	0.5-1mm	表干时间	Surface drying time	2-3小时 (25°C)	2-3 hours (25°C)
重涂时间	Recoating time	3-5小时 (25°C)	3-5 hours (25°C)	施工总时间	Total construction time	24小时 (25°C)	24 hours (25°C)

万磊建筑涂料有限公司

Foshan City Nanhai Wanlei Building Paint CO., LTD



广东生产基地 (代码FS)

广东省佛山市南海区松岗万石工业区

广州分公司

广州市荔湾区羊城装饰材料市场118号

广西生产基地 (代码QT)

广西壮族自治区贵港市覃塘区产业园甘化园区

南宁分公司

广西壮族自治区南宁市兴宁区快环建材市场

⚠ 注意

公司根据产品技术和发展需要，有权对产品配方进行更新升级，而不对外另行公布，请以最新样板册颜色为准，不便之处，敬请原谅！

4000-147-187 www.fswanlei.com